




ADJUSTABLE Hair RIG



1. This is what you need




2. Cut a piece of MAD Immix from the dispenser



3. Slide a piece of rig tube over the hook link and the point of the hook.



4. Position the rig tube neatly just before the bend of the hook and put the other end of the hook link through the eye



5. Now also put the hair back through the eye in the same direction as the other end




6. Tie a knotless knot and go through the eye a third time in the same direction




7. Now tie the hair part of the braid to the main part by using a simple knot



8. You can adjust the length of the hair loop by shoving the simple knot up and down the main rig



9. The result is that you can put one hookbait on....



10. ...or even 3, without having to tie a new rig

